


# 1st European Congress of Veterinary Endoscopy and Image-guided Interventions

---

Online, October 17<sup>th</sup>, 2020<sup>(\*)</sup>

<sup>(\*)</sup> For those registered people from outside Europe, the congress will be available 24 hours on Sunday, October 18 from 9 a.m. <sup>(UTC-6)</sup>





# 1st European Congress of Veterinary Endoscopy and Image-guided Interventions

Online, October 17<sup>th</sup>, 2020



## PRESENTATION

The different techniques of endoscopy and minimally invasive surgery offer animals minimal suffering and rapid recovery.

With this congress we want to encourage discussion among experts on the subject and give veterinarians the opportunity to present their clinical cases, so that they can be discussed and knowledge-exchanged.

We hope the program will be of interest to you and we're waiting for you virtually October 17<sup>th</sup>. For those registered people from outside Europe, the congress will be available 24 hours on Sunday, October 18 from 9 a.m. <sup>(UTC-6)</sup>

## KEYNOTE SPEAKERS



### Indalecio Cano Novillo

Pediatric Surgeon Physician. Head of General Surgery Section Pediatric Surgery Service of Hospital 12 Octubre and Hospital de La Zarzuela (Sanitas). Madrid.

More than 90 technical lectures, 5 research projects and some courses, endorse him as an expert in minimal invasive surgery.



### Gerard McLauchlan

BVMS Dip-ECVIM CA MRCVS FHEA European and RCVS Specialist in Small Animal Internal Medicine.

He is the current Secretary of the Veterinary Interventional Radiology and Endoscopy Society (VIRIES) and has authored the new BSAVA book chapter on Interventional Radiology and Endoscopy. He completed a Fellowship in Interventional Radiology and Endoscopy at the Animal Medical Centre in New York. Then he took up his current position as Senior Clinician in Interventional Radiology at Fitzpatrick Referrals Oncology and Soft Tissue.



### Kumiko Ishigaki

DVM. Surgeon, instructor and research fellow of Nihon University in Japan.

Recently, she was awarded in each congress of the European Veterinary Endoscopy Clinical Cases Conference (EVENDOC) 2018 and Veterinary Endoscopy Society (VES) 2019. She is Director-General of Japan Society of Veterinary Endoscopic Surgery (JSVES).



### Roberto A. Santilli

Dr. Med. Vet. PhD, Diplomate of the European College of Veterinary Internal Medicine - Companion Animals (Specialty of Cardiology).

He is head of the cardiology departments of the Clinica Veterinaria Malpensa in Samarate and of the Ospedale Veterinario I Portoni Rossi (both in Italy). He is also an Adjunct Professor of Cardiology at the Cornell University College of Veterinary Medicine.




### M<sup>a</sup> Luisa Palmero Colado

DVM, SpecEaMIS, AVEPA Accredited Feline Medicine, General Practitioner Certificate in Feline Practice ESVPS.

Partner and co-founder of the exclusive hospital for cats in Madrid, Gattos Centro Clínico Felino. Her main areas of interest are internal medicine and diagnostic imaging.

University Specialist Degree in Endoscopy and Minimally Invasive Surgery. Also, the AVEPA Accreditation in Feline Medicine and the certificate in feline medicine (General Practitioner Certificate in Feline Practice) from the ESVPS.



# 1st European Congress of Veterinary Endoscopy and Image-guided Interventions

Online, October 17<sup>th</sup>, 2020



## ORGANIZING COMMITTEE

Maurici Batalla Olivé. President  
Ricardo Pires Aleixo. Vicepresident  
Diego L. Casas García. Secretary  
Eva García Gato. Treasurer

## CONGRESS FEE

Type	Price
Minimal members	Free
No members	50 €

To complete the registration, please, fill out the **ONLINE FORM** and transfer the registration fee into account number BIC (SWIFT) BCOEESMMXX ES16 0198 0500 8320 3474 5626 or by **PAYPAL** at the email [facturacion@minimal.vet](mailto:facturacion@minimal.vet), indicating the name of the registered person and **ENDOSCOPY CONGRESS** as a concept.

## PROGRAMM

### Saturday, October 17<sup>th</sup> - [LINK](#)

09:00 h <sup>(UTC +1)</sup> Congress opening

09:05 h **Interventional radiology (percutaneous transvenous coil embolization) for portosystemic shunts**

[Kumiko Ishigaki](#)

10:05 h **Endoscopic surgery for an idiopathic chylothorax**

[Kumiko Ishigaki](#)

11:05 h Break - [NEW LINK](#)

11:20 h **Urethral stents, ureteral stents and SUBs in small animals**

[Gerard McLauchlan](#)


12:20 h **Tracheal stents, bronchial stents and nasopharyngeal stenosis**

[Gerard McLauchlan](#)

13:20 h Break - [NEW LINK](#)

13:50 h **Minimally Invasive Surgery in the child. Assembly Review**

[Indalecio Cano](#)



# 1st European Congress of Veterinary Endoscopy and Image-guided Interventions

Online, October 17<sup>th</sup>, 2020



- 14:05 h **Endoscopic techniques and materials in childhood pathology adaptable to animal pathology**  
[Indalecio Cano](#)
- 14:20 h **Radiofrequency catheter ablation of accessory pathways in the dog**  
[Roberto A. Santilli](#)
- 15:20 h **Laryngoscopy in cats. When to do it. What samples to take. What sedation protocol to use**  
[Marisa Palmero](#)
- 15:50 h Break - [NEW LINK](#)
- 16:05 h Patent ductus arteriosus embolization by the use of an Amplatzer Vascular Plug II in 16 dogs  
[Adrian Janiszewski](#)
- 16:20 h The use of pneumatic impact lithotripsy in a laparoscopic retrieval pouch for removal of large cystoliths in two female horses  
[Lucas Nolazco](#)
- 16:35 h Successful long term management of mega-esophagus with PEG tube in a dog in Iran  
[Roozbeh Moridpour](#)
- 16:50 h Endoluminal management of esophageal stenosis in the dog  
[Miriam Noguera](#)
- 17:05 h Temporal Double-J ureteral stent and transurethral micro-ureteroscopy lithotripsy for ureteral stones in small female dogs  
[Esther Morcillo](#)
- 17:20 h Thoracoscopic approach combined with esophagoscopy for surgical correction of Persistent Right Aortic Arch in two dogs  
[Francisco J. Pérez](#)
- 17:35 h Diode Laser Ablation of an orthotopic ureterocele in a female dog  
[Laura Fresno](#)
- 17:50 h Pyloro gastric intussusception in dog  
[Ivan Jevtic](#)
- 18:05 h Video-assisted thoracoscopy surgery (VATS) vs uniportal VATS in two right caudal lung resections  
[David García](#)
- 18:20 h Presentation 2nd European Congress 2022 - Šibenik (Croacia).  
[Marina Barizôn](#)
- 18:35 h Congress closure

 WITH THE COLLABORATION OF:

---

**FUJIFILM**  
Value from Innovation

**STORZ**  
KARL STORZ – ENDOSKOPE

**75**  
Years



**TECHNICAL SECRETARIAT**

**Suport Serveis**

Calvet 30 – 08021 Barcelona

T. +34 93 201 75 71

[secretaria@suportserveis.com](mailto:secretaria@suportserveis.com) - [www.suportserveis.com](http://www.suportserveis.com)