


1st European Congress of Veterinary Endoscopy and Image-guided Interventions

Barcelona, October 16th and 17th, 2020



minimal
ASOCIACIÓN IBÉRICA DE
MÍNIMA INVASIÓN VETERINARIA



S.I.C.E.V.
Società Italiana di Chirurgia Endoscopica Veterinaria

AR⁺ERIV⁻
Asociația Română de Chirurgie Endoscopică
și Radiologie Intervențională Veterinară



1st European Congress of Veterinary Endoscopy and Image-guided Interventions

Barcelona, October 16th and 17th, 2020



PRESENTATION

The different techniques of endoscopy and minimally invasive surgery offer animals minimal suffering and rapid recovery.

With this congress we want to encourage discussion among experts on the subject and give veterinarians the opportunity to present their clinical cases, so that they can be discussed and knowledge-exchanged.

We hope the program will be of interest to you and we're waiting for you in Barcelona next October.

VENUE

Friday 16th and Saturday 17th of October, 2020
Hotel 1898 (La Rambla, 109. Barcelona)

ORGANIZING COMMITTEE

Maurici Batalla Olivé. President
Ricardo Pires Aleixo. Vicepresident
Diego L. Casas García. Secretary
Eva García Gato. Treasurer

KEYNOTE SPEAKERS



Indalecio Cano Novillo

Pediatric Surgeon Physician

Head of General Surgery Section Pediatric Surgery Service of Hospital 12 Octubre and Hospital de La Zarzuela (Sanitas). Madrid.


More than 90 technical lectures, 5 research projects and some courses, endorse him as an expert in minimal invasive surgery.



Gerard McLauchlan

Senior Clinician, Interventional Radiology / BVMS DipECVIM-CA FHEA MRCVS EBVS® European Specialist in Internal Medicine and RCVS Recognised Specialist in Internal Medicine.

More recently he completed 12 months training in Interventional Radiology at the Animal Medical Center in New York and is one of only a handful of specialists in the world to have undertaken this level of advanced training.




Kumiko Ishigaki

DVM. Surgeon, instructor and research fellow of Nihon University in Japan.

Recently, she was awarded in each congress of the European Veterinary Endoscopy Clinical Cases Conference (EVENDOC) 2018 and Veterinary Endoscopy Society (VES) 2019.

She is Director-General of Japan Society of Veterinary Endoscopic Surgery (JSVES).



1st European Congress of Veterinary Endoscopy and Image-guided Interventions

Barcelona, October 16th and 17th, 2020



PRESENTATIONS

People interested in submit presentations related with the minimal invasion (laparoscopy, thoracoscopy, arthroscopy, endoscopy and endoluminal and endovascular interventionism), should send an abstract of **maximum 300 words** at the email: secretaria@suportserveis.com.

Deadline for submission: September 14th, 2020.

The abstract (in english) should include:

- Name of authors
- Name of the main author and presenter person underlined
- Workplace of all participants. Not including academic degrees
- Contact email
- A short introduction
- Objectives of the study
- Material and methods
- Description of the results
- Relevant conclusions

Notification of acceptance will be done by email to the principal author on **September 25th, 2020**.

CONGRESS FEE

Congress fee includes attendance to the sessions, documentation and coffee breaks. The official dinner on Friday 16th of October is not included. World Trade Center Restaurant. Price: 55 €.

The organization has planned a bus to go to the Restaurant with the leaving and the arrival in front of the Hotel 1898 (La Rambla, 109. Barcelona).

	Before September 14 th , 2020	After September 14 th , 2020
Congress Fee	250 €	310 €
Official dinner	55 €	55 €

To complete the registration, please, fill out the **ONLINE FORM** and transfer the registration fee into account number **BIC (SWIFT) BCOEESMMXX ES16 0198 0500 8320 3474 5626**, indicating the name of the registered person and **ENDOSCOPY CONGRESS** as a concept.

* In the unlikely event that the Congress is cancelled, the organization will refund all fees and dinner tickets, but travel and accommodation costs will not be refunded.



1st European Congress of Veterinary Endoscopy and Image-guided Interventions

Barcelona, October 16th and 17th, 2020



PRELIMINARY PROGRAMM

Friday, October 16th

- 08:00 h Registration
- 08:30 h Congress opening
- 08:45 h Presentation
- 09:00 h Presentation
- 09:15 h Presentation
- 09:30 h Presentation
- 09:45 h Presentation
- 10:00 h Presentations from sponsors and collaborators - Coffee
- 11:30 h **Minimally Invasive Surgery in the child. Assembly Review**
[Indalecio Cano](#)
- 12:30 h **Endoscopic techniques and materials in childhood pathology
adaptable to animal pathology**
[Indalecio Cano](#)
- 13:30 h **Interventional radiology (percutaneous transvenous coil
embolization) for portosystemic shunts**
[Kumiko Ishigaki](#)
- 14:30 h End of the session

Saturday, October 17th

- 08:00 h Registration
- 08:30 h Presentation
- 08:45 h Presentation
- 09:00 h Presentation
- 09:15 h Presentation
- 09:30 h Presentation
- 09:45 h Presentation
- 10:00 h **Urethral stents, ureteral stents and SUBs in small animals**
[Gerard McLauchlan](#)
- 11:00 h Coffee break
- 12:00 h **Endoscopic surgery for an idiopathic chylothorax**
[Kumiko Ishigaki](#)
- 13:00 h **Tracheal stents, bronchial stents, and nasopharyngeal stenosis**
[Gerard McLauchlan](#)
- 14:00 h Congress closure